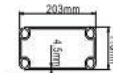
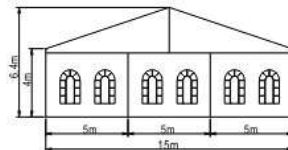
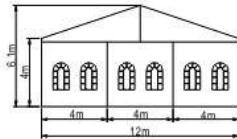
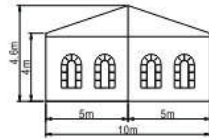
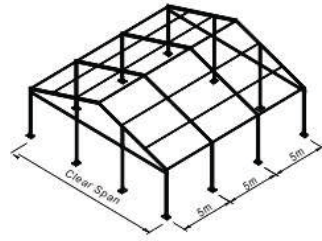
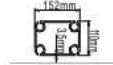




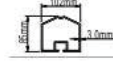
Item 名称	Specification 规格
Clear-span width 篷房跨度	10m/12m/15/20m/25m
Eave height 屋檐高度	4m
Ridge height 屋脊高度	5.6m/6.1m/6.4m/7.2m/8.0m
Roof pitch 屋面坡度	18°
Bay distance 单元间距	5m
Longest component 最长部件	5.7m/6.3m/7.8m/10.7m/10.7m
Minimum tent length 最少起订	15m
Roof fixing 屋面固定	No limit 没有限制
Roof fixing 屋面固定	Bar tensioning 拉紧器
Main profile 主型材	203x110x4.5mm
Max. allowed wind speed 最高承受抗风	100km/hour 0.5kn/m ²
Eave/Ridge connection 屋檐/屋脊连接角	Hot-dip Galvanized steel insert 镀锌钢铁
Framework material 框架材料	Hard pressed extruded Aluminium 6061-T6 硬挤压铝合金 6061-T6 (13HW)
Cover material 屋面材料	Waterproof, fireproof (DIN4012 B1, M2), UV resistant 700-900g/m ² 防腐、防霉、抗紫外线、阻燃 (M2和B1) 等性能达到国际标准



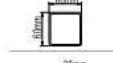
Roof Beam, Upright Support,
顶梁、立柱、



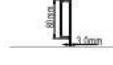
Gable pole
端面柱子



Eave Purlin, Gable pole, Ridge Purlin
屋檐梁、端面柱子、屋脊梁

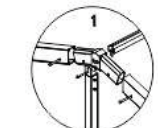


Intermediate Purlin
屋面方管

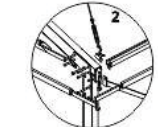


Eave tension rail
屋檐方管、屋面方管、屋脊方管

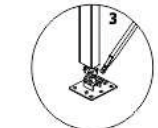
- ### Optional accessories
- PVC window sidewalls
 - Glass door units
 - Anchoring
 - Transparent PVC cover and sidewall
 - Rain Gutter
 - Flooring system
 - Lining and curtain
 - Weight plate
 - Hard walling system
 - Glass walling system
 - PVC侧面围布
 - 玻璃门
 - 膨胀螺丝
 - 透明PVC墙和墙壁
 - 雨水槽
 - 地台
 - 窗帘和围幔
 - 称重盘
 - 硬体墙系统
 - 玻璃墙系统



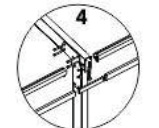
ridge head connection
屋脊链接



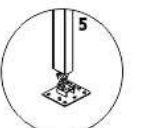
eave corner
屋檐连接角



baseplate at the bracing connection
立柱、底座、斜支撑链接



eave corner
屋檐连接角



baseplate (field)
底座

